


New sanitary evacuator

- More attractive and discreet, thanks to its innovative compact design, small size, silent operation and odour-free ventilation system with active carbon filter system.
- More versatile since a single model serves for a large variety of places that are hard to reach and in locations that pose technical problems.
- More hygienic to repair and maintain, as its innovative removable pump system performs maintenance without the need to dismantle the pipes, and makes it unnecessary to come into contact with foul water.
- More features since it can be connected to multiple appliances: toilets, washbasins, showers, bathrooms, bidets, dishwashers, washing machines and sinks
- More powerful and efficient, with the special high-output pump that drives the foul water up to 6 metres vertically and up to 65 metres horizontally.



Technical features

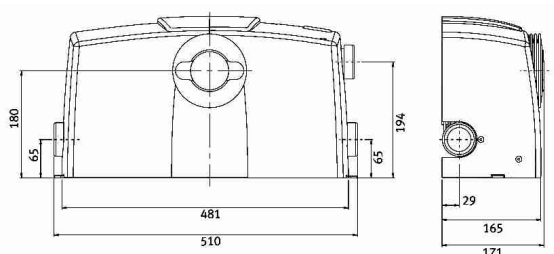

- Direct toilet connection: DN 100.
- Funnel in accordance with EN 33 and EN 37 standards.
- Diameter of foul water inlets: DN 40 or 32
- Main non-return valve and flaps in the foul water inlets
- Ventilation outlet with filter and safety valve
- Discharge pipe for DN 25 or 32 outlets. Adjustable.
- Non-return valve in the tank output pipe
- Based on the EN 12050-3 standard.
- Protection class: IP 44

Compact, discreet and adaptable

- Modern, compact and symmetrical design to minimise the visual presence of the equipment in the installation.
- Its size enables it to be installed with any WC model available on the market, and its design enables unused foul water inlets to be concealed.
- Extremely practical: makes it unnecessary to install pipes for the evacuation of odours.

Difficult locations:

- Locations that are lower than the sewer system level: garages, basements, stairwells, bedrooms...
- Locations that are on the sewer system level, with horizontal separation: swimming pool changing rooms, garden huts...
- Facilities in sites not intended for this purpose: attics, stairwells, bedrooms, offices, hotels, factories, restaurants, bars, gyms, stores, old buildings, second homes...
- Layouts without drainage connections.
- Facilities intended to minimise the impact of installation work.



502 x 170 x 265 mm. Weight: 8 Kg.